

# Plumbing-Sprinklers

WATER PRESSURE GAUGE  
#300 (GAAWSS350)



**38-#300WPG**

\$ 0.00



6 62876 00266 5

DOUBLE CHECK VALVE ASSEMBLY  
1" & 1-1/2" DCV ( WATTS 007)



**38-1-007M1-QT**

\$ 0.00



0 60623 00007 8

REDUCED PRESSURE ZONE  
3/4", 1", 1-1/4", 1-1/2" & 2"



**38-1-009RPZ**


R P Z ( WATTS 009 )

\$ 0.00




0 50628 00033 3

REDUCED PRESSURE ZONE  
1" to 4" R P Z ( WATTS 909)



**38-1-909RPZ**

\$ 0.00



0 60425 00019 1

ALARM BELL 120 V  
6", 8" & 10"



**38-10ALMBELL**

\$ 0.00



7 85192 00142 3

SPINKLER ANGLE VALVE  
1-1/4" to 2" I.P.S



**38-14A-VSP**

\$ 0.00



0 50630 00013 0

TEST AND DRAIN  
1" & 1-1/4" (CROKER)



**38-14TESTD**

\$ 0.00



0 50711 00031 8

WATER FLOW DETECTOR  
1" I.P.S (POTTER)



**38-1WFD**

\$ 0.00



7 85192 00095 2

ANGLE HOSE VALVE N.Y.C  
2-1/2" (5035) CROKER



**38-250AHVMF**

\$ 0.00



0 50705 00002 7

WATER FLOW DETECTOR  
2" (11/4" HOLD SAW)



**38-2WFD**

\$ 0.00



0 50705 00002 7

DOUBLE CHECK VALVE  
3" OS&Y( WATTS 009 )RPZ



**38-3-009RPZ**

\$ 0.00



0 50628 00033 3

DOUBLE CHECK VALVE  
3", 4" & 6" DCDA ( WATTS 70 )




**38-3-709DCDA**

\$ 0.00




0 50718 00014 4

DOUBLE CHECK VALVE  
3" OS&Y( WATTS 709 )RPZ



**38-3-RPZ709**

\$ 0.00



0 60609 00002 3

SPINKLER CHECK VALVE  
3", 4" & 6" GXG GLOBE



**38-4GCV-GB**

\$ 0.00



0 50705 00002 7

SIAMESE CAP AUTO-SPINK  
6751G GREEN & 6751R RED



**38-6751G**

\$ 0.00



0 50725 00045 8